

[QUAD & CUBE FILTERS]

- Versatile, Self-Seal Design
- Heavy-Duty Construction
- High Moisture Resistance and Durability

FEATURES

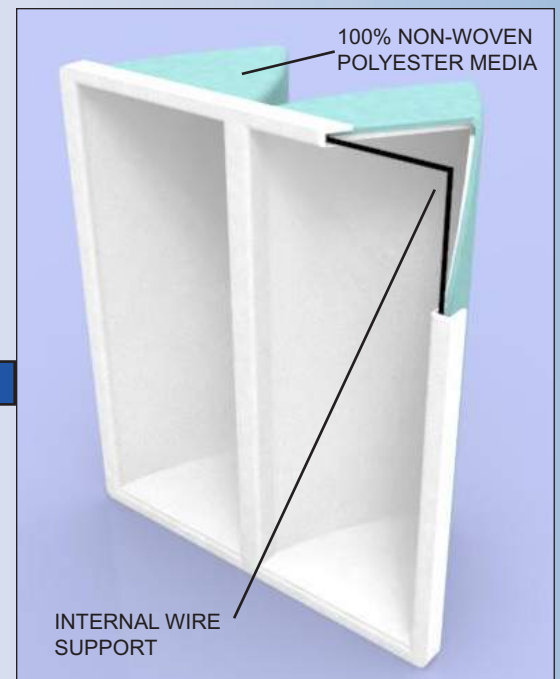


The Glasfloss line of polyester bag filters offers medium efficiency in a wide range of applications. The rigid, self-seal design of these filters helps prevent air bypass and allows the filters to operate under adverse conditions, especially where high humidity is present. The Glasfloss Quad 440 features a two-stage 100% non-woven green/white polyester media for maximum efficiency and service life. The open fibers on the intake layer catch the larger particles allowing the finer particles to be caught by the dense outflow layer. The Glasfloss Quad 420 yellow media is less restrictive to airflow and performs well in moderate dust loading applications. Glasfloss Cube Filters feature the same two-stage polyester media found in the Quad 440 and are available in regular, internal supported and unitized construction. Glasfloss Quad & Cube Filters perform well in both variable and constant volume systems.

Quad 440 & 420 extended surface air filters shall be manufactured of 100% non-woven polyester. The air entering side shall be a highly lofted, coarse fiber, designed to facilitate the depth loading of dirt particles, thus acting as an integral prefilter for the more dense second stage. The air leaving side shall incorporate a skin backing. The filter shall be manufactured to fit existing hardware and shall retain rigidity under varying air volumes. The outer and center edges of the individual pockets shall be thermally sealed. The pockets are sewn together and supported by a heavy-duty cross wire, which insures maximum rigidity and eliminates the possibility of element detachment. There shall be sufficient media overlap to ensure a positive seal between the filter and holding frame, eliminating the possibility of air bypass and the need for supplemental gasketing. All filters shall incorporate media that is classified under U.L. std. 900. The Quad 440 shall achieve a MERV 7 rating when tested in accordance with the ANSI/ASHRAE 52.2 Test Standard.



SPECIFICATIONS



QUAD 440 & 420 FILTERS

BASE MODEL NUMBER	SIZE W x H x D NOMINAL	SIZE W x H x D EXACT	RATED VELOCITY FPM	INITIAL RESIST. IN. W.G.		MEDIA SQUARE FEET	SIZE W x H x D NOMINAL MM	RATED VELOCITY M/H	INITIAL RESIST. PASCALS	
				420	440				420	440
QAD122415	12 x 24 x 15	11-3/8 x 23-3/8 x 14-7/8	500	.16	.18	13.70	305 x 610 x 381	5150	39.8	62.2
QAD162015	16 x 20 x 15	15-1/2 x 19-1/2 x 14-7/8	500	.16	.18	11.90	406 x 508 x 381	5150	39.8	62.2
QAD162515	16 x 25 x 15	15-1/2 x 24-1/2 x 14-7/8	500	.16	.18	15.20	406 x 635 x 381	5150	39.8	62.2
QAD202015	20 x 20 x 15	19-1/2 x 19-1/2 x 14-7/8	500	.16	.18	12.70	508 x 508 x 381	5150	39.8	62.2
QAD202415	20 x 24 x 15	19-1/2 x 23-1/2 x 14-7/8	500	.16	.18	14.70	508 x 610 x 381	5150	39.8	62.2
QAD202515	20 x 25 x 15	19-1/2 x 24-1/2 x 14-7/8	500	.16	.18	15.20	508 x 635 x 381	5150	39.8	62.2
QAD242415	24 x 24 x 15	23-3/8 x 23-3/8 x 14-7/8	500	.16	.18	15.60	610 x 610 x 381	5150	39.8	62.2

Tolerances shall be +/- 1/16" for width and height.

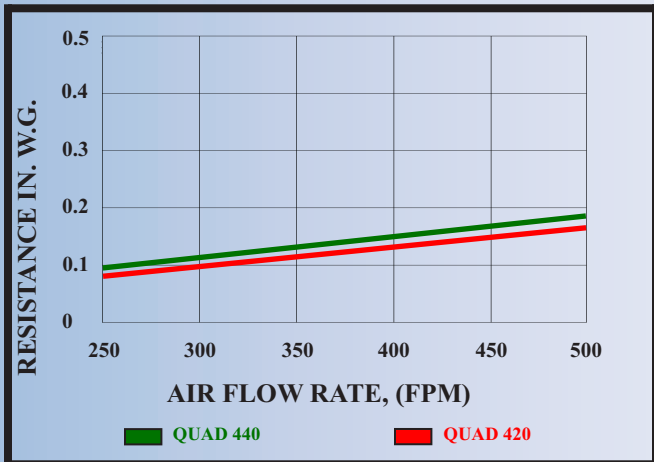
POLY CUBE FILTERS

BASE MODEL NUMBER	SIZE W x H x D NOMINAL	SIZE W x H x D EXACT	RATED VELOCITY FPM	INITIAL RESIST. IN. W.G.		MEDIA SQUARE FEET		SIZE W x H x D NOMINAL MM	RATED VELOCITY M/H	INITIAL RESIST. PASCALS	
				Std.	Unit.	Std.	Unit.			Std.	Unit.
QUB12248	12 x 24 x 8	11-3/8 x 23-3/8 x 7-7/8	500	.23	-	7.00	-	305 x 610 x 203	5150	57.22	-
QUB16208	16 x 20 x 8	15-1/2 x 19-1/2 x 7-7/8	500	.23	-	7.22	-	406 x 508 x 203	5150	57.22	-
QUB16258	16 x 25 x 8	15-1/2 x 24-1/2 x 7-7/8	500	.23	-	8.47	-	406 x 635 x 203	5150	57.22	-
QUB20208	20 x 20 x 8	19-1/2 x 19-1/2 x 7-7/8	500	.23	-	8.33	-	508 x 508 x 203	5150	57.22	-
QUB20258	20 x 25 x 8	19-1/2 x 24-1/2 x 7-7/8	500	.23	-	9.72	-	508 x 635 x 203	5150	57.22	-
QUB24248	24 x 24 x 8	23-3/8 x 23-3/8 x 7-7/8	500	.23	-	10.67	-	610 x 610 x 203	5150	57.22	-
QUB122411	12 x 24 x 11	11-3/8 x 23-3/8 x 10-7/8	500	.22	-	8.50	-	305 x 610 x 280	5150	54.73	-
QUB162011	16 x 20 x 11	15-1/2 x 19-1/2 x 10-7/8	500	.22	-	8.72	-	406 x 508 x 280	5150	54.73	-
QUB162511	16 x 25 x 11	15-1/2 x 24-1/2 x 10-7/8	500	.22	-	10.18	-	406 x 635 x 280	5150	54.73	-
QUB202011	20 x 20 x 11	19-1/2 x 19-1/2 x 10-7/8	500	.22	-	10.00	-	508 x 508 x 280	5150	54.73	-
QUB202511	20 x 25 x 11	19-1/2 x 24-1/2 x 10-7/8	500	.22	-	11.60	-	508 x 635 x 280	5150	54.73	-
QUB242411	24 x 24 x 11	23-3/8 x 23-3/8 x 10-7/8	500	.22	-	12.67	-	610 x 610 x 280	5150	54.73	-
QUB122415	12 x 24 x 15	11-3/8 x 23-3/8 x 14-7/8	500	.21	.20	10.50	8.50	305 x 610 x 381	5150	52.24	49.76
QUB162015	16 x 20 x 15	15-1/2 x 19-1/2 x 14-7/8	500	.21	.20	10.72	8.50	406 x 508 x 381	5150	52.24	49.76
QUB162515	16 x 25 x 15	15-1/2 x 24-1/2 x 14-7/8	500	.21	.20	12.46	9.68	406 x 635 x 381	5150	52.24	49.76
QUB202015	20 x 20 x 15	19-1/2 x 19-1/2 x 14-7/8	500	.21	.20	12.22	9.44	508 x 508 x 381	5150	52.24	49.76
QUB202415	20 x 24 x 15	19-1/2 x 23-1/2 x 14-7/8	500	-	.20	-	10.39	508 x 610 x 280	5150	-	49.76
QUB202515	20 x 25 x 15	19-1/2 x 24-1/2 x 14-7/8	500	.21	.20	14.10	10.63	508 x 635 x 381	5150	52.24	49.76
QUB242415	24 x 24 x 15	23-3/8 x 23-3/8 x 14-7/8	500	.21	.20	15.33	11.33	610 x 610 x 381	5150	52.24	49.76
QUB122420	12 x 24 x 20	11-3/8 x 23-3/8 x 19-7/8	500	.20	-	13.00	-	305 x 610 x 508	5150	49.76	-
QUB162020	16 x 20 x 20	15-1/2 x 19-1/2 x 19-7/8	500	.20	-	13.22	-	406 x 508 x 508	5150	49.76	-
QUB162520	16 x 25 x 20	15-1/2 x 24-1/2 x 19-7/8	500	.20	-	15.31	-	406 x 635 x 508	5150	49.76	-
QUB202020	20 x 20 x 20	19-1/2 x 19-1/2 x 19-7/8	500	.20	-	15.00	-	508 x 508 x 508	5150	49.76	-
QUB202520	20 x 25 x 20	19-1/2 x 24-1/2 x 19-7/8	500	.20	-	17.22	-	508 x 635 x 508	5150	49.76	-
QUB242420	24 x 24 x 20	23-3/8 x 23-3/8 x 19-7/8	500	.20	-	18.67	-	610 x 610 x 508	5150	49.76	-

Tolerances shall be +/- 1/16" for width and height. Recommended final resistance is 1.00" w.g.

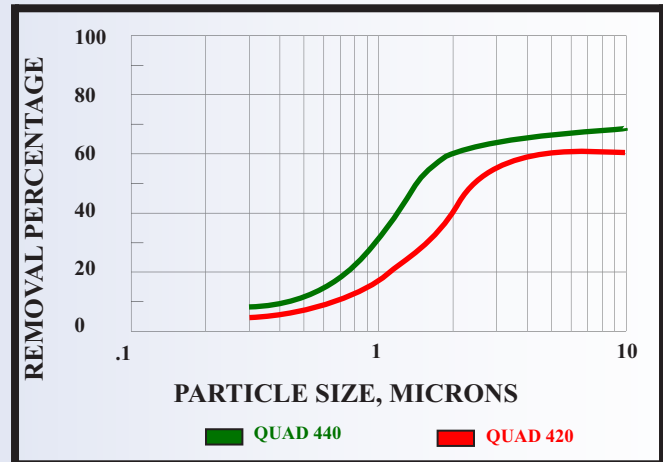
STANDARD PRESSURE DROP

Test Filter Size 24" x 24" Nominal




MINIMUM PARTICLE SIZE EFFICIENCY

Test Filter Size 24" x 24" Nominal



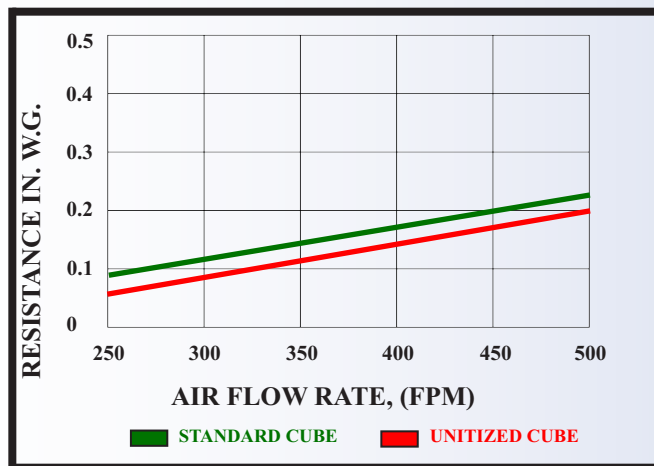
> SPECIFICATIONS FOR CUBE FILTERS

Glasfloss Standard, Internal Supported and Unitized Cubes shall be made from 100% non-woven polyester fibers. The uniform fiber orientation and graduated density lends itself to greater depth loading and higher arrestance. The air entering side shall be a highly lofted, coarse fiber, designed to facilitate the depth loading of dirt particles, thus acting as an integral prefilter for the more dense second stage. The air leaving side shall incorporate a skin backing. Glasfloss Cubes shall be green and white in color, white being the air entry side. There shall be a skin backing on the air leaving side. Internal Supported and Unitized Cubes are constructed using a heavy gauge wire support frame. The media blanket completely encloses the perimeter wire and offers a self-sealing, self-supporting filter. Standard, Internal Supported and Unitized Cubes are engineered for use in temperatures up to 250 degrees Fahrenheit (121 degrees Celsius). Glasfloss Cubes achieve a MERV 7 rating when tested in accordance with the ANSI/ASHRAE 52.2 Test Standard.



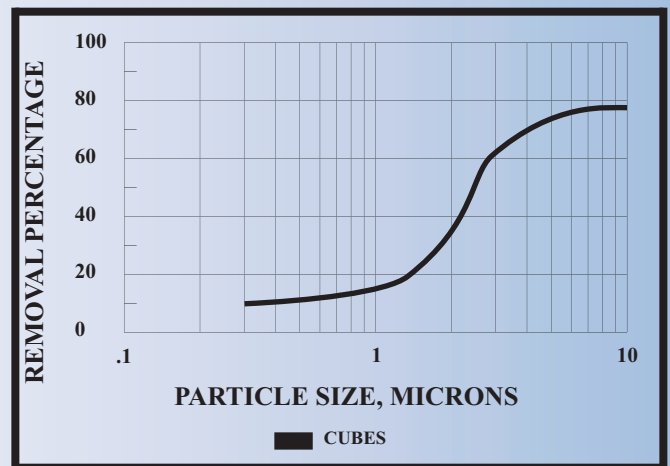
STANDARD PRESSURE DROP

Test Filter Size 24" x 24" Nominal



MINIMUM PARTICLE SIZE EFFICIENCY

Test Filter Size 24" x 24" Nominal



Quads - Glasfloss Quad 440 and Quad 420 filters are made with 100% non-woven polyester media. Glasfloss Quad 440 features a special, two-stage green/white media and Quad 420 features a dual-textured fiber blend yellow media. A header option is also available.

Cubes - Glasfloss Cube filters are made with a two-stage 100% non-woven polyester media. The seams of all Glasfloss Cubes are sewn together for maximum durability. The Internal Supported Cubes use a heavy-duty



These versatile air filters can be used in a wide range of industrial and commercial applications, both as primary filters and pre-filters to more efficient final filters. Their self-seal design and high dust-holding capacity make them a good choice for automatic roll conversions. Glasfloss Quad and Cube filters are also ideal for high-moisture applications, and they perform well in variable air volume systems.



Distributed by:

