



## Product Highlights

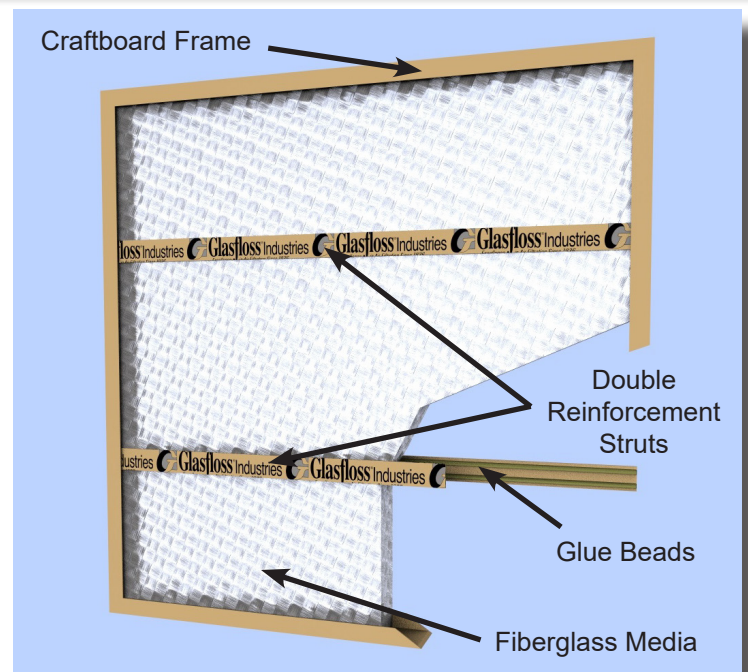
- Progressively Dense Heavy Duty Media
- Heavy Duty One Piece Box Frame Construction
- Thermally Bonded

## Features

The Glasfloss<sup>®</sup> GDS disposable panel filter features an innovative, reinforced, “double strut” construction for excellent durability and performance in commercial, industrial, and residential applications. The design provides 10% greater open media area than traditional metal grill filters and offers excellent dust holding capacity. In addition, the design allows for easier disposal, eliminates sharp edges for safer handling and reduces carton weight for lower shipping costs. The GDS disposable panel filter is available in 1” and 2” depths in many standard sizes.

## Specifications

The Glasfloss<sup>®</sup> GDS disposable filter shall be constructed of a heavy duty one-piece craftboard frame. All corners shall be closed and sealed. The fiberglass filter media shall be coated with a non-toxic, non-flammable, odor free adhesive. The fiberglass media shall be constructed in a progressively dense fashion from air entering to air leaving side. The fiberglass media shall have a skin backing on the air entering and the air leaving side. The media and reinforced strut retainers shall be glued and sealed inside a heavy duty craftboard frame. All filters shall be classified under U.L. std. 900.



“Serving You With Locations Throughout The Nation”

Glasfloss has a policy of uninterrupted research, development and product improvement and reserves the right to change design and specifications without notice.

## 1" Performance Data

W x H x D NOMINAL	W x H x D EXACT	VELOCITY FPM	RESIST. IN. W.G.	SQUARE FEET	W x H x D NOMINAL MM	VELOCITY M/H	RESIST. PASCALS
10 x 10 x 1	9-5/8 x 9-5/8 x 3/4	300	0.09	0.69	254 x 254 x 25	5490	22.41
10 x 20 x 1	9-5/8 x 19-5/8 x 3/4	300	0.09	1.38	254 x 508 x 25	5490	22.41
10 x 24 x 1	9-5/8 x 23-5/8 x 3/4	300	0.09	1.66	254 x 610 x 25	5490	22.41
10 x 25 x 1	9-5/8 x 24-5/8 x 3/4	300	0.09	1.75	254 x 635 x 25	5490	22.41
10 x 30 x 1	9-5/8 x 29-5/8 x 3/4	300	0.09	2.08	254 x 762 x 25	5490	22.41
12 x 20 x 1	11-5/8 x 19-5/8 x 3/4	300	0.09	1.66	305 x 508 x 25	5490	22.41
12 x 24 x 1	11-5/8 x 23-5/8 x 3/4	300	0.09	2.00	305 x 610 x 25	5490	22.41
12 x 25 x 1	11-5/8 x 24-5/8 x 3/4	300	0.09	2.08	305 x 635 x 25	5490	22.41
12 x 30 x 1	11-5/8 x 29-5/8 x 3/4	300	0.09	2.50	305 x 762 x 25	5490	22.41
14 x 20 x 1	13-5/8 x 19-5/8 x 3/4	300	0.09	1.94	356 x 508 x 25	5490	22.41
14 x 25 x 1	13-5/8 x 24-5/8 x 3/4	300	0.09	2.43	356 x 635 x 25	5490	22.41
14 x 30 x 1	13-5/8 x 29-5/8 x 3/4	300	0.09	2.91	356 x 762 x 25	5490	22.41
15 x 20 x 1	14-5/8 x 19-5/8 x 3/4	300	0.09	2.08	381 x 508 x 25	5490	22.41
15 x 30-5/8 x 1	14-5/8 x 30-1/4 x 3/4	300	0.09	3.19	381 x 778 x 25	5490	22.41
16 x 16 x 1	15-5/8 x 15-5/8 x 3/4	300	0.09	1.77	406 x 406 x 25	5490	22.41
16 x 20 x 1	15-5/8 x 19-5/8 x 3/4	300	0.09	2.22	406 x 508 x 25	5490	22.41
16 x 25 x 1	15-5/8 x 24-5/8 x 3/4	300	0.09	2.47	406 x 635 x 25	5490	22.41
18 x 25 x 1	17-5/8 x 24-5/8 x 3/4	300	0.09	3.13	457 x 635 x 25	5490	22.41
20 x 20 x 1	19-5/8 x 19-5/8 x 3/4	300	0.09	2.77	508 x 508 x 25	5490	22.41
20 x 25 x 1	19-5/8 x 24-5/8 x 3/4	300	0.09	3.47	508 x 635 x 25	5490	22.41
22 x 22 x 1	21-5/8 x 21-5/8 x 3/4	300	0.09	3.36	559 x 559 x 25	5490	22.41
24 x 24 x 1	23-5/8 x 23-5/8 x 3/4	300	0.09	4.00	610 x 610 x 25	5490	22.41
25 x 25 x 1	24-5/8 x 24-5/8 x 3/4	300	0.09	4.34	635 x 635 x 25	5490	22.41
8 x 30 x 1	7-5/8 x 29-5/8 x 3/4	300	0.09	1.66	203 x 762 x 25	5490	22.41
12 x 12 x 1	11-5/8 x 11-5/8 x 3/4	300	0.09	1.00	305 x 305 x 25	5490	22.41
12 x 16 x 1	11-5/8 x 15-5/8 x 3/4	300	0.09	1.33	305 x 406 x 25	5490	22.41
12 x 18 x 1	11-5/8 x 17-5/8 x 3/4	300	0.09	1.50	305 x 457 x 25	5490	22.41
12 x 36 x 1	11-5/8 x 35-5/8 x 3/4	300	0.09	3.00	305 x 914 x 25	5490	22.41
14 x 14 x 1	13 5/8 x 13 5/8 x 3/4	300	0.09	1.36	356 x 356 x 25	5490	22.41
14 x 18 x 1	13-5/8 x 17-5/8 x 3/4	300	0.09	1.75	356 x 457 x 25	5490	22.41
14 x 24 x 1	13-5/8 x 23-5/8 x 3/4	300	0.09	2.33	356 x 610 x 25	5490	22.41
15 x 25 x 1	14-5/8 x 24-5/8 x 3/4	300	0.09	2.60	381 x 635 x 25	5490	22.41
15 x 30 x 1	14-5/8 x 29-5/8 x 3/4	300	0.09	3.12	381 x 762 x 25	5490	22.41
16 x 18 x 1	15-5/8 x 17-5/8 x 3/4	300	0.09	2.00	406 x 457 x 25	5490	22.41
16 x 24 x 1	15-5/8 x 23-5/8 x 3/4	300	0.09	2.67	406 x 610 x 25	5490	22.41
16 x 30 x 1	15-5/8 x 29-5/8 x 3/4	300	0.09	3.33	406 x 762 x 25	5490	22.41
18 x 18 x 1	17-5/8 x 17-5/8 x 3/4	300	0.09	2.25	457 x 457 x 25	5490	22.41
18 x 20 x 1	17-5/8 x 19-5/8 x 3/4	300	0.09	2.50	457 x 508 x 25	5490	22.41
18 x 24 x 1	17-5/8 x 23-5/8 x 3/4	300	0.09	3.00	457 x 610 x 25	5490	22.41
18 x 30 x 1	17-5/8 x 29-5/8 x 3/4	300	0.09	3.75	457 x 762 x 25	5490	22.41
20 x 22-1/4 x 1	19-5/8 x 21-7/8 x 3/4	300	0.09	3.09	508 x 565 x 25	5490	22.41
20 x 24 x 1	19-5/8 x 23-5/8 x 3/4	300	0.09	3.33	508 x 610 x 25	5490	22.41
20 x 30 x 1	19-5/8 x 29-5/8 x 3/4	300	0.09	4.17	508 x 762 x 25	5490	22.41
24 x 30 x 1	23-5/8 x 29-5/8 x 3/4	300	0.09	5.00	610 x 762 x 25	5490	22.41

Tolerances shall be +/- 1/8" for height and width. All special sizes will be undersized 1/8" unless specified otherwise. Recommended final resistance is 0.50" in. w. g.

"Serving You With Locations Throughout The Nation"

Glasfloss has a policy of uninterrupted research, development and product improvement and reserves the right to change design and specifications without notice.

glasfloss.com · (214) 741-7056

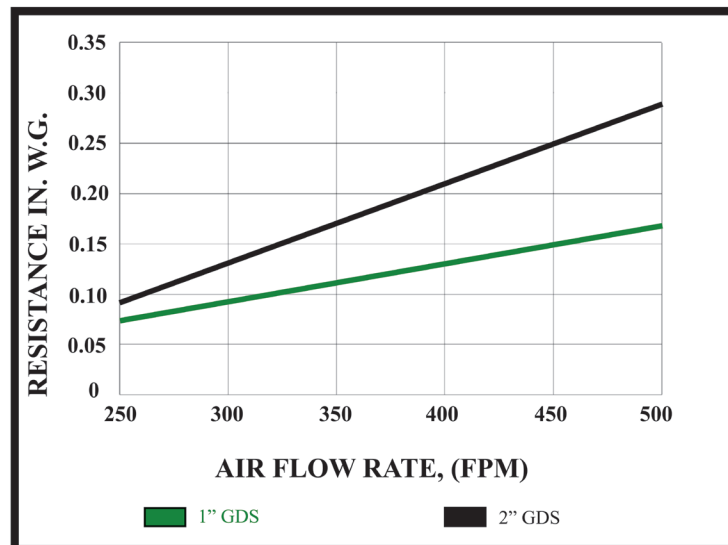
## 2" Performance Data

SIZE W x H x D NOMINAL	SIZE W x H x D EXACT	RATED VELOCITY FPM	INITIAL RESIST. IN. W.G.	MEDIA SQUARE FEET	SIZE W x H x D NOMINAL MM	RATED VELOCITY M/H	INITIAL RESIST. PASCALS
10 x 20 x 2	9-5/8 x 19-5/8 x 1-5/8	500	0.28	1.38	254 x 508 x 51	9150	69.74
12 x 24 x 2	11-3/8 x 23-3/8 x 1-5/8	500	0.28	2.00	305 x 610 x 51	9150	69.74
14 x 20 x 2	13-5/8 x 19-5/8 x 1-5/8	500	0.28	1.94	356 x 508 x 51	9150	69.74
14 x 25 x 2	13-5/8 x 24-5/8 x 1-5/8	500	0.28	2.43	356 x 635 x 51	9150	69.74
15 x 20 x 2	14-5/8 x 19-5/8 x 1-5/8	500	0.28	2.08	381 x 508 x 51	9150	69.74
16 x 16 x 2	15-5/8 x 15-5/8 x 1-5/8	500	0.28	1.78	406 x 407 x 51	9150	69.74
16 x 20 x 2	15-5/8 x 19-5/8 x 1-5/8	500	0.28	2.22	406 x 508 x 51	9150	69.74
16 x 24 x 2	15-5/8 x 23-5/8 x 1-5/8	500	0.28	2.67	406 x 610 x 51	9150	69.74
16 x 25 x 2	15-5/8 x 24-5/8 x 1-5/8	500	0.28	2.77	406 x 635 x 51	9150	69.74
18 x 24 x 2	17-5/8 x 23-5/8 x 1-5/8	500	0.28	3.00	457 x 610 x 51	9150	69.74
20 x 20 x 2	19-5/8 x 19-5/8 x 1-5/8	500	0.28	2.77	508 x 508 x 51	9150	69.74
20 x 24 x 2	19-3/8 x 23-3/8 x 1-5/8	500	0.28	3.33	508 x 610 x 51	9150	69.74
20 x 25 x 2	19-5/8 x 24-5/8 x 1-5/8	500	0.28	3.47	508 x 635 x 51	9150	69.74
24 x 24 x 2	23-3/8 x 23-3/8 x 1-5/8	500	0.28	4.00	610 x 610 x 51	9150	69.74
25 x 25 x 2	24-5/8 x 24-5/8 x 1-5/8	500	0.28	4.34	615 x 615 x 51	9150	69.74

Tolerances shall be +/- 1/8" for height and width. All special sizes will be undersized 1/8" unless specified otherwise. Recommended final resistance is 0.50" in. w. g.

### STANDARD PRESSURE DROP

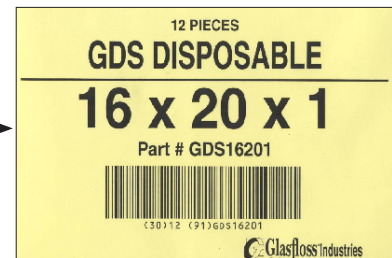
Test Filter Size 24" x 24" Nominal



## GDS Series Features

The Glasfloss® GDS disposable panel filter features an innovative, reinforced, “double strut” construction for excellent durability and performance in commercial, industrial, and residential applications. The design provides 10% greater open media area than traditional metal grill filters and offers excellent dust holding capacity. In addition, the design allows for easier disposal, eliminates sharp edges for safer handling and reduces carton weight for lower shipping costs. The GDS disposable panel filter is available in 1” and 2” depths in many standard sizes.

Glasfloss® Industries incorporates color-coded carton labels on standard sizes to help identify the product, which enhance warehouse operations and shipments.



Distributed by:



“Serving You With Locations Throughout The Nation”

Glasfloss has a policy of uninterrupted research, development and product improvement and reserves the right to change design and specifications without notice.

glasfloss.com · (214) 741-7056