

Product Highlights

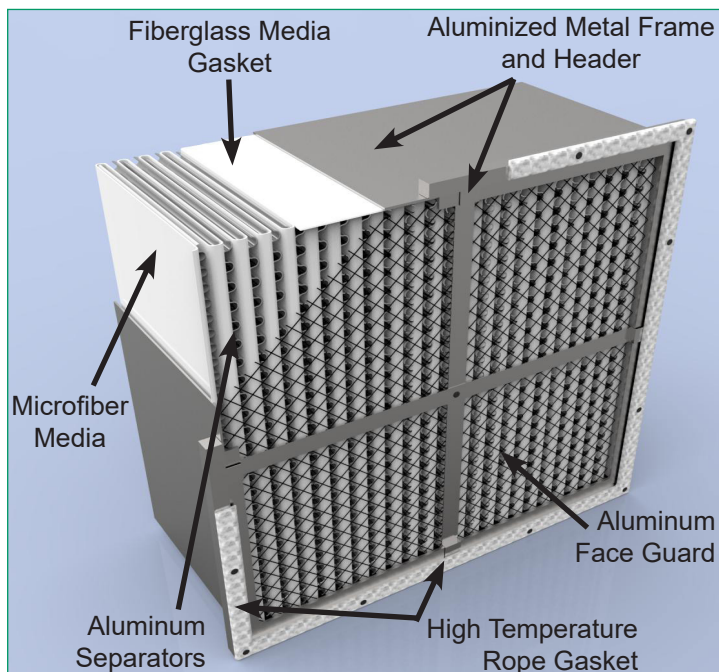
- High Efficiency Glass Microfiber Media
- Rolled Edge Aluminum Separators
- Aluminized Metal Frame
- High Temperature Rope Gasket
- Aluminized Face Guard On Both Sides
- Support Straps Upstream And Downstream

Features

The GlasFloss Magna series HT grade air filters are designed for high efficiency commercial and industrial applications. The Glasfloss Magna HT filters are available in MERV 11, 13 and 14 performances. Glasfloss Magna HT filters are produced in a wide range of sizes, in single or double header combinations.

Specifications

The Glasfloss Magna HT frame shall be made of heavy-duty aluminized steel. The media shall be constructed of water resistant, inorganic glass microfiber. For quality assurance, the glass microfiber media rolls are randomly tested and certified to meet minimum efficiency requirements by the media manufacturer. The media pack shall consist of a continuous sheet of pleated glass microfiber. The pleated media pack is separated with multiple rolled-edge corrugated aluminum separators. Aluminized faceguards and support struts are installed on the air entering and air leaving sides of the frame to ensure filter integrity and increased rigidity. Operating temperatures range from 350 to 900 degrees Fahrenheit. A 1/8" thick high temperature rope gasket shall be applied to the filter. The 350, 500, 750 and 900 Series Magna HT filters shall be classified under U.L. std 900.



“Serving You With Locations Throughout The Nation”

Glasfloss has a policy of uninterrupted research, development and product improvement and reserves the right to change design and specifications without notice.



Excellence in Air Filtration Since 1936
Employee-Owned & Operated

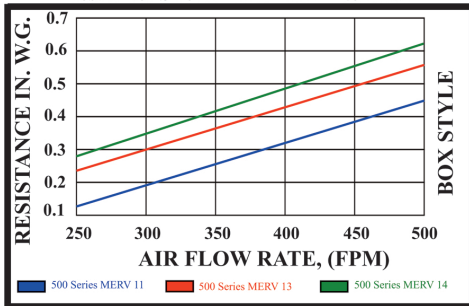
Magna HT High Temperature Series

BASE MODEL NUMBER			SIZE H x W x D NOMINAL	SIZE H x W x D EXACT	RATED VELOCITY FPM	INITIAL RESIST. IN. W.G.			MEDIA SQUARE FEET	SIZE H x W x D NO. MM	RATED VELOCITY M/H	INITIAL RESIST. PASCALS		
MERV 11	MERV 13	MERV 14				MERV 11	MERV 13	MERV 14				MERV 11	MERV 13	MERV 14
350 Series														
2412A1	2412A2	2412A3	24 x 12 x 6	23-3/8 x 11-3/8 x 5-7/8	250	0.30	0.32	0.35	28.88	610 x 305 x 152	4575	74.6	79.6	87.1
2020A1	2020A2	2020A3	20 x 20 x 6	19-3/8 x 19-3/8 x 5-7/8	250	0.30	0.32	0.35	40.10	508 x 508 x 152	4575	74.6	79.6	87.1
2024A1	2024A2	2024A3	20 x 24 x 6	20-3/8 x 23-3/8 x 5-7/8	250	0.30	0.32	0.35	48.13	610 x 508 x 152	4575	74.6	79.6	87.1
2424A1	2424A2	2424A3	24 x 24 x 6	23-3/8 x 23-3/8 x 5-7/8	250	0.30	0.32	0.35	57.75	610 x 610 x 152	4575	74.6	79.6	87.1
2412B1	2412B2	2412B3	24 x 12 x 12	23-3/8 x 11-3/8 x 11-1/2	500	0.55	0.63	0.68	57.75	610 x 305 x 305	9150	136.8	156.7	169.2
2020B1	2020B2	2020B3	20 x 20 x 12	19-3/8 x 19-3/8 x 11-1/2	500	0.55	0.63	0.68	80.21	508 x 508 x 305	9150	136.8	156.7	169.2
2024B1	2024B2	2024B3	20 x 24 x 12	19-3/8 x 23-3/8 x 11-1/2	500	0.55	0.63	0.68	96.25	610 x 508 x 305	9150	136.8	156.7	169.2
2424B1	2424B2	2424B3	24 x 24 x 12	23-3/8 x 23-3/8 x 11-1/2	500	0.55	0.63	0.68	115.50	610 x 610 x 305	9150	136.8	156.7	169.2
500 Series														
2412A1	2412A2	2412A3	24 x 12 x 6	23-3/8 x 11-3/8 x 5-7/8	250	0.25	0.28	0.30	35.00	610 x 305 x 152	4575	62.2	69.6	74.6
2020A1	2020A2	2020A3	20 x 20 x 6	19-3/8 x 19-3/8 x 5-7/8	250	0.25	0.28	0.30	48.61	508 x 508 x 152	4575	62.2	69.6	74.6
2024A1	2024A2	2024A3	20 x 24 x 6	20-3/8 x 23-3/8 x 5-7/8	250	0.25	0.28	0.30	58.33	610 x 508 x 152	4575	62.2	69.6	74.6
2424A1	2424A2	2424A3	24 x 24 x 6	23-3/8 x 23-3/8 x 5-7/8	250	0.25	0.28	0.30	70.00	610 x 610 x 152	4575	62.2	69.6	74.6
2412B1	2412B2	2412B3	24 x 12 x 12	23-3/8 x 11-3/8 x 11-1/2	500	0.45	0.57	0.62	70.00	610 x 305 x 305	9150	111.9	141.8	154.3
2020B1	2020B2	2020B3	20 x 20 x 12	19-3/8 x 19-3/8 x 11-1/2	500	0.45	0.57	0.62	97.22	508 x 508 x 305	9150	111.9	141.8	154.3
2024B1	2024B2	2024B3	20 x 24 x 12	19-3/8 x 23-3/8 x 11-1/2	500	0.45	0.57	0.62	116.67	610 x 508 x 305	9150	111.9	141.8	154.3
2424B1	2424B2	2424B3	24 x 24 x 12	23-3/8 x 23-3/8 x 11-1/2	500	0.45	0.57	0.62	140.00	610 x 610 x 305	9150	111.9	141.8	154.3
750 Series														
2412A1	2412A2	2412A3	24 x 12 x 6	23-3/8 x 11-3/8 x 5-7/8	250	0.20	0.23	0.25	43.75	610 x 305 x 152	4575	49.7	57.2	62.2
2020A1	2020A2	2020A3	20 x 20 x 6	19-3/8 x 19-3/8 x 5-7/8	250	0.20	0.23	0.25	60.76	508 x 508 x 152	4575	49.7	57.2	62.2
2024A1	2024A2	2024A3	20 x 24 x 6	20-3/8 x 23-3/8 x 5-7/8	250	0.20	0.23	0.25	72.92	610 x 508 x 152	4575	49.7	57.2	62.2
2424A1	2424A2	2424A3	24 x 24 x 6	23-3/8 x 23-3/8 x 5-7/8	250	0.20	0.23	0.25	87.50	610 x 610 x 152	4575	49.7	57.2	62.2
2412B1	2412B2	2412B3	24 x 12 x 12	23-3/8 x 11-3/8 x 11-1/2	500	0.40	0.53	0.58	87.50	610 x 305 x 305	9150	99.5	131.8	144.3
2020B1	2020B2	2020B3	20 x 20 x 12	19-3/8 x 19-3/8 x 11-1/2	500	0.40	0.53	0.58	121.53	508 x 508 x 305	9150	99.5	131.8	144.3
2024B1	2024B2	2024B3	20 x 24 x 12	19-3/8 x 23-3/8 x 11-1/2	500	0.40	0.53	0.58	145.83	610 x 508 x 305	9150	99.5	131.8	144.3
2424B1	2424B2	2424B3	24 x 24 x 12	23-3/8 x 23-3/8 x 11-1/2	500	0.40	0.53	0.58	175.00	610 x 610 x 305	9150	99.5	131.8	144.3
900 Series														
2412A1	2412A2	2412A3	24 x 12 x 6	23-3/8 x 11-3/8 x 5-7/8	250	0.18	0.20	.22	52.50	610 x 305 x 152	4575	44.8	44.8	54.7
2020A1	2020A2	2020A3	20 x 20 x 6	19-3/8 x 19-3/8 x 5-7/8	250	0.18	0.20	.22	72.92	508 x 508 x 152	4575	44.8	44.8	54.7
2024A1	2024A2	2024A3	20 x 24 x 6	20-3/8 x 23-3/8 x 5-7/8	250	0.18	0.20	.22	87.50	610 x 508 x 152	4575	44.8	44.8	54.7
2424A1	2424A2	2424A3	24 x 24 x 6	23-3/8 x 23-3/8 x 5-7/8	250	0.18	0.20	.22	105.00	610 x 610 x 152	4575	44.8	44.8	54.7
2412B1	2412B2	2412B3	24 x 12 x 12	23-3/8 x 11-3/8 x 11-1/2	500	0.37	0.52	.56	105.00	610 x 305 x 305	9150	92.1	92.1	139.3
2020B1	2020B2	2020B3	20 x 20 x 12	19-3/8 x 19-3/8 x 11-1/2	500	0.37	0.52	.56	145.83	508 x 508 x 305	9150	92.1	92.1	139.3
2024B1	2024B2	2024B3	20 x 24 x 12	19-3/8 x 23-3/8 x 11-1/2	500	0.37	0.52	.56	175.00	610 x 508 x 305	9150	92.1	92.1	139.3
2424B1	2424B2	2424B3	24 x 24 x 12	23-3/8 x 23-3/8 x 11-1/2	500	0.37	0.52	.56	210.00	610 x 610 x 305	9150	92.1	92.1	139.3

Tolerances shall be +/- 1/16" for height, width and depth. The frame depth shall not exceed 5-7/8" and 11-1/2". Performance values based on ASHRAE and in-house testing methods.

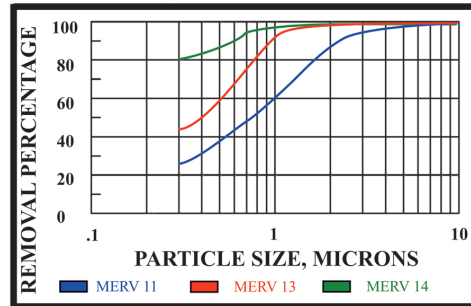
STANDARD PRESSURE DROP

Test Filter Size 24" x 24" x 12" Nominal



MINIMUM PARTICLE SIZE EFFICIENCY

Test Filter Size 24" x 24" x 12" Nominal



Distributed by:



"Serving You With Locations Throughout The Nation"

Glasfloss has a policy of uninterrupted research, development and product improvement and reserves the right to change design and specifications without notice.

glasfloss.com · (214) 741-7056