

## Product Highlights


- High Efficiency Glass Microfiber
- Heavy-Duty 3/4" Particleboard or Galvanized Metal Frames
- Two-Part Polyurethane Sealant
- Standard Neoprene Gasketing
- High Capacity Filters Available

## Features

The Glasfloss® Magna Series HEPA grade air filters are designed for high-efficiency commercial and industrial applications. Magna Series efficiency ranges include: 950 Series - 95% (MERV 16), 1000 Series - 99.97%, 1100 Series - 99.99% and 1200 Series - 99.999%, all based on a .30 micron particle. Glasfloss® Magna filters are produced in a wide range of sizes, frame types and header combinations and are ideal for converting or upgrading existing systems. As an option, Glasfloss® High-Capacity Magna filter models are also available for higher velocity applications and incorporate more media area for lower resistance.

## Specifications

The frame shall be made of a rigid high-density 3/4" particleboard or 18-gauge galvanized metal (26-gauge galvanized metal frame is used for the Magna 950 Series - 95% MERV 16). A 26-gauge galvanized steel header is available on the metal frame on 950 Series. The media shall be constructed of a water-resistant, inorganic glass microfiber. For quality assurance, the glass microfiber media rolls are randomly tested and certified to meet minimum efficiency requirements by the media manufacturer. The media pack shall consist of a continuous sheet of the pleated glass microfiber. The pleated media pack is separated with multiple rolled-edge corrugated aluminum separators. The media cartridge shall be sealed with a fire-retarding, rubber base, two-part sealant that bonds the media and separators to the interior of the frame. A 1/4" thick closed cell neoprene gasket shall be applied on the filter. The filter shall be rated to withstand temperatures at a continuous 180o Fahrenheit. The 95% (MERV 16), 99.97%, 99.99% and 99.999% Magna filters shall be Classified under U. L. Std. 900.



"Serving You With Locations Throughout The Nation"

Glasfloss has a policy of uninterrupted research, development and product improvement and reserves the right to change design and specifications without notice.

glasfloss.com · (214) 741-7056

PRODUCT BULLETIN 10B-2MAG · SECTION 10 · 8/1/25


BASE MODEL NUMBER	SIZE W x H x D EXACT	RATED VELOCITY FPM			INITIAL RESIST. IN. W.G.			MEDIA SQUARE FOOT			INITIAL RESIST. IN. W.G.			MEDIA SQUARE FOOT		
		Std	HC	SHC	Std	HC	SHC	Std	HC	SHC	Std	HC	SHC	Std	HC	SHC
<b>950 Series - 95% (MERV 16)</b>					<b>Box Style</b>											
0808A4	8 x 8 x 5-7/8	175	-	-	0.50	-	-	13.06	-	-	-	-	-	-	-	-
1212A4	12 x 12 x 5-7/8	175	-	-	0.50	-	-	29.75	-	-	-	-	-	-	-	-
2412A4	24 x 12 x 5-7/8	175	-	-	0.50	-	-	58.75	-	-	-	-	-	-	-	-
2418A4	24 x 18 x 5-7/8	175	-	-	0.50	-	-	88.13	-	-	-	-	-	-	-	-
2424A4	24 x 24 x 5-7/8	175	-	-	0.50	-	-	117.50	-	-	-	-	-	-	-	-
2430A4	24 x 30 x 5-7/8	175	-	-	0.50	-	-	146.88	-	-	-	-	-	-	-	-
2436A4	24 x 36 x 5-7/8	175	-	-	0.50	-	-	176.00	-	-	-	-	-	-	-	-
2448A4	24 x 48 x 5-7/8	175	-	-	0.50	-	-	235.00	-	-	-	-	-	-	-	-
1212B4	12 x 12 x 11-1/2	275	500	-	0.50	0.60	-	57.50	69.00	-	-	-	-	-	-	-
23F11FB4	23-3/8 x 11-3/8 x 11-1/2	275	500	-	0.50	0.60	-	106.17	127.40	-	-	-	-	-	-	-
2412B4	24 x 12 x 11-1/2	275	500	-	0.50	0.60	-	115.00	138.00	-	-	-	-	-	-	-
2418B4	24 x 18 x 11-1/2	275	500	-	0.50	0.60	-	172.50	207.00	-	-	-	-	-	-	-
23F23FB4	23-3/8 x 23-3/8 x 11-1/2	275	500	-	0.50	0.60	-	218.18	261.82	-	-	-	-	-	-	-
2424B4	24 x 24 x 11-1/2	275	500	-	0.50	0.60	-	230.00	276.00	-	-	-	-	-	-	-
2430B4	24 x 30 x 11-1/2	275	500	-	0.50	0.60	-	287.50	345.00	-	-	-	-	-	-	-
<b>1000 Series - 99.97%</b>					<b>Box Style</b>											
<b>1100 Series - 99.99%</b>					<b>Flush Box Style</b>											
0808A5	8 x 8 x 5-7/8	175	-	-	0.79	-	-	7.87	-	-	0.75	-	-	9.72	-	-
1212A5	12 x 12 x 5-7/8	175	-	-	0.79	-	-	20.93	-	-	0.75	-	-	23.92	-	-
1818A5	18 x 18 x 5-7/8	175	-	-	0.79	-	-	51.68	-	-	0.75	-	-	56.38	-	-
2412A5	24 x 12 x 5-7/8	175	-	-	0.79	-	-	70.47	-	-	0.75	-	-	75.17	-	-
2418A5	24 x 18 x 5-7/8	175	-	-	0.79	-	-	44.84	-	-	0.75	-	-	47.83	-	-
2424A5	24 x 24 x 5-7/8	175	-	-	0.79	-	-	96.09	-	-	0.75	-	-	102.50	-	-
2430A5	24 x 30 x 5-7/8	175	-	-	0.79	-	-	123.32	-	-	0.75	-	-	129.73	-	-
2436A5	24 x 36 x 5-7/8	175	-	-	0.79	-	-	148.95	-	-	0.75	-	-	155.35	-	-
2448A5	24 x 48 x 5-7/8	175	-	-	0.79	-	-	200.20	-	-	0.75	-	-	206.60	-	-
2460A5	24 x 60 x 5-7/8	175	-	-	0.79	-	-	253.05	-	-	0.75	-	-	397.83	-	-
*2472A5	24 x 72 x 5-7/8	175	-	-	0.79	-	-	304.30	-	-	0.75	-	-	476.41	-	-
1212B5	12 x 12 x 11-1/2	275	500	500	0.79	1.3	1.2	49.00	57.75	64.75	0.75	1.25	1.15	56.00	66.50	73.50
23F11FB5	23-3/8 x 11-3/8 x 11-1/2	275	500	500	0.79	1.3	1.2	97.87	116.12	129.39	0.75	1.25	1.15	104.51	122.76	137.68
2412B5	24 x 12 x 11-1/2	275	500	500	0.79	1.3	1.2	105.00	126.00	141.75	0.75	1.25	1.15	112.00	133.00	148.75
2418B5	24 x 18 x 11-1/2	275	500	500	0.79	1.3	1.2	157.50	189.00	212.63	0.75	1.25	1.15	168.00	199.50	223.13
23F23FB5	23-3/8 x 23-3/8 x 11-1/2	275	500	500	0.79	1.3	1.2	201.12	238.62	265.89	0.75	1.25	1.15	214.76	252.26	282.93
2424B5	24 x 24 x 11-1/2	275	500	500	0.79	1.3	1.2	210.00	252.00	283.50	0.75	1.25	1.15	224.00	266.00	297.50
2430B5	24 x 30 x 11-1/2	275	500	500	0.79	1.3	1.2	269.50	318.50	357.00	0.75	1.25	1.15	283.50	336.00	371.00
For 1100 Series - 99.99% replace 5 with 6 in the base part number.																
<b>1200 Series - 99.999%</b>					<b>Box Style</b>											
					<b>Flush Box Style</b>											
1212B7	12 x 12 x 11-1/2	275	500	-	0.90	1.54	-	49.00	57.75	-	0.85	1.49	-	56.00	66.50	-
23F11FB7	23-3/8 x 11-3/8 x 11-1/2	275	500	-	0.90	1.54	-	97.87	116.12	-	0.85	1.49	-	104.51	122.76	-
2412B7	24 x 12 x 11-1/2	275	500	-	0.90	1.54	-	105.00	126.00	-	0.85	1.49	-	112.00	133.00	-
2418B7	24 x 18 x 11-1/2	275	500	-	0.90	1.54	-	157.50	189.00	-	0.85	1.49	-	168.00	199.50	-
23F23FB7	23-3/8 x 23-3/8 x 11-1/2	275	500	-	0.90	1.54	-	201.12	238.62	-	0.85	1.49	-	214.76	252.26	-
2424B7	24 x 24 x 11-1/2	275	500	-	0.90	1.54	-	210.00	252.00	-	0.85	1.49	-	224.00	266.00	-
2430B7	24 x 30 x 11-1/2	275	500	-	0.90	1.54	-	269.50	318.50	-	0.85	1.49	-	283.50	336.00	-

\*Available in particle board only. Tolerances shall be +/- 1/16" for height and width. The frame depth shall not exceed 5-7/8" and 11-1/2".  
Hi Capacity contains approx. 20% more media, Super High Capacity contains approx. 35% more media.

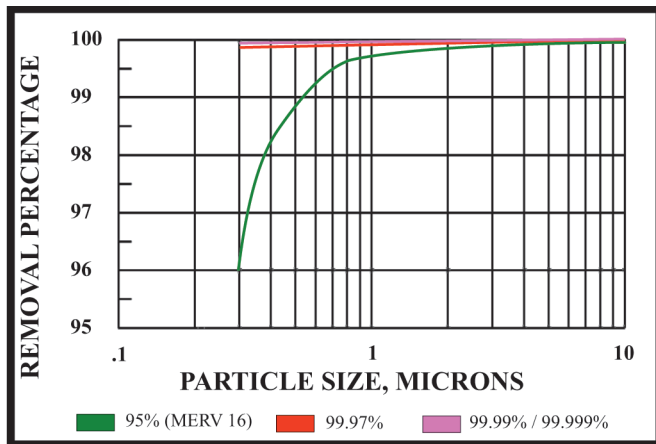
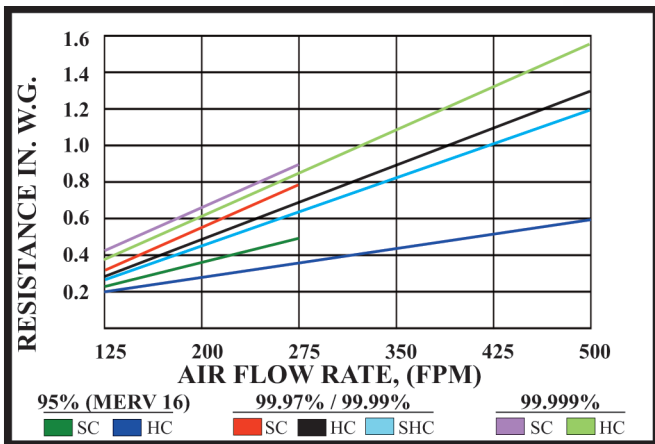
## PART NUMBER CONFIGURATION

PREFIX	FRAME MATERIAL	FRAME STYLE	BASE MODEL NUMBER	GASKET LOCATION	FACE GUARDS	CAPACITY						
MAG	P=Particle Board G=Galvanized Metal	B=Box Style H=Single Header D=Double Header FX=Flush Box	Select Base Model Number from chart for desired size and efficiency, or insert exact size and efficiency for special size Magna filters	O=No Gasket	X=None 1=Back Side 2=Front Side 3=Both Sides	BLANK=Regular L=Low H=High S=Super High						
				<table border="1" style="width: 100%; border-collapse: collapse;"> <tr> <th style="width: 33%;">BOX STYLE</th> <th style="width: 33%;">SINGLE HEADER</th> <th style="width: 33%;">DOUBLE HEADER</th> </tr> <tr> <td>A=Air Exit B=Air Entry C=Air Exit/Entry D=Side Load</td> <td>0=No Gasket E=Air Entry/Exit F=Air Entry H=Air Exit J=Side Load S=One Vertical Side</td> <td>O=No Gasket K=Air Entry/Exit M=Air Entry P=Air Exit Q=Side Load</td> </tr> </table>	BOX STYLE	SINGLE HEADER	DOUBLE HEADER	A=Air Exit B=Air Entry C=Air Exit/Entry D=Side Load	0=No Gasket E=Air Entry/Exit F=Air Entry H=Air Exit J=Side Load S=One Vertical Side	O=No Gasket K=Air Entry/Exit M=Air Entry P=Air Exit Q=Side Load		
BOX STYLE	SINGLE HEADER	DOUBLE HEADER										
A=Air Exit B=Air Entry C=Air Exit/Entry D=Side Load	0=No Gasket E=Air Entry/Exit F=Air Entry H=Air Exit J=Side Load S=One Vertical Side	O=No Gasket K=Air Entry/Exit M=Air Entry P=Air Exit Q=Side Load										

Example: Particle Board, 24 x 24 x 12, MERV 16, box frame, gasket on air exit, high capacity - PART NUMBER = "MAGP2424B4AXH"



"Serving You With Locations Throughout The Nation"



**Features:**

- Quality Assurance - the Magna 950 Series/95% (MERV 16), 1000 Series/99.97%, 1100 Series - 99.99% and 1200 Series/99.999% filters incorporate glass microfiber media rolls that are randomly tested and certified to meet minimum efficiency requirements by the media manufacturer. In addition, Glasfloss randomly selects and tests filters for leaks under a rigorous quality control program.
- Media produced from glass microfibers is moisture-resistant and will not support microbial growth.
- Magna 99.99% and 99.999% filters are tested for leaks based on near-monodispersed .30 micron size particles.
- Frame is available in either 3/4" particleboard or 18 gauge galvanized metal for the 1000 Series - 99.97%, and 1100 Series - 99.99%.
- The 1200 Series - 99.999% is available in metal frame only. A 26-gauge galvanized metal frame is used for the
- Magna 950 Series - 95% (MERV 16).
- Aluminum separators incorporate rolled edges that help prevent media chaffing and damage in handling. The filter cartridge is bonded within the frame using a two-part sealant that isolates the filter from external shock and prevents air bypass.
- Neoprene closed-cell gasket is standard on each filter.

**Optional Features:**

- Upon request, the Magna 950 Series - 95% (MERV 16), 1000 Series - 99.97% shall be individually tested for leaks based on near-monodispersed .30 micron size particles; additional charges apply.
- An expanded metal wire lath face guard can be placed on the air-entry and/or the air-exit side of the filter.
- High-capacity and turbine-style filters are available.

**SPECIFICATIONS FOR MAGNA SERIES**

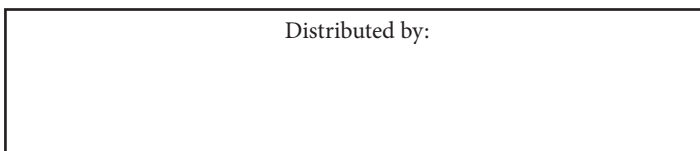
The filter element shall be factory-constructed by pleating a continuous sheet of glass microfiber media into uniform spaced pleats which are separated by rolled-edge corrugated aluminum. The efficiency shall be 95% (MERV 16), 99.97%, 99.99% or 99.999% based on a near-monodispersed .30 micron size particle. This filter pack shall be encased in a rigid frame of 3/4" particleboard or 18-gauge galvanized steel for the 1000 Series - 99.97%, 1100 Series - 99.99% and 1200 Series - 99.999% (metal frame only) efficiencies (26-gauge galvanized metal frame is used for the 950 Series - 95% MERV 16). The frame shall not exceed 5-7/8" or 11-1/2" in depth, and standard tolerances shall be +/- 1/16" on height and width. A closed-cell neoprene gasket shall be applied to the filter. Each filter shall be packaged into a heavy-duty carton. Filters shall be Classified under U. L. Std. 900.



Glasfloss manufactures a variety of medium and high efficiency air filters which can be specified for LEED certification applications. For specific information on these products, please contact your local Glasfloss Sales Representative.



Distributed by:



"Serving You With Locations Throughout The Nation"